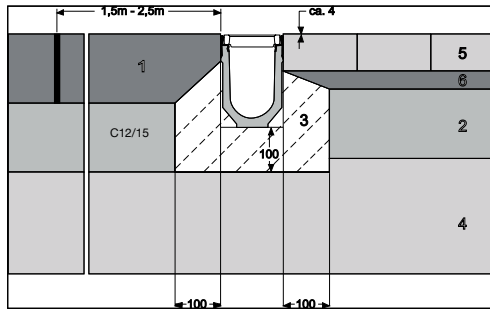


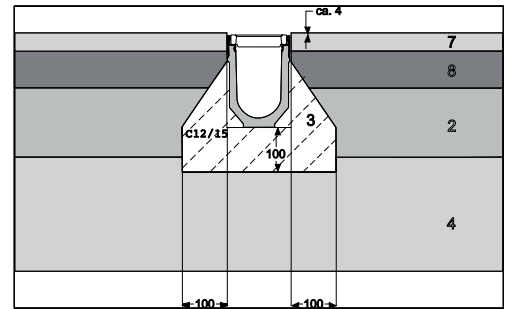
### A15

with road concrete  
or concrete sheets  
or block paving



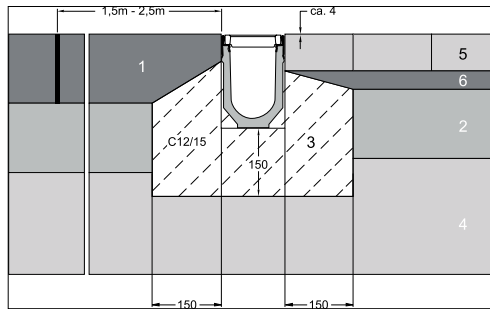
### A15

with cast asphalt



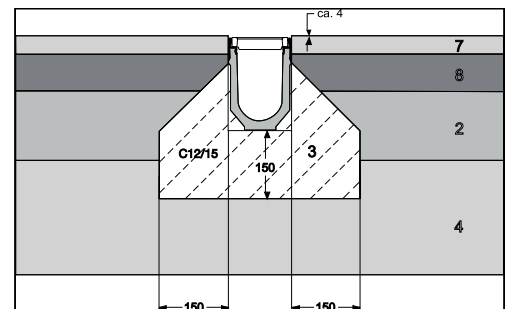
### B125

with road concrete  
or concrete sheets  
or block paving



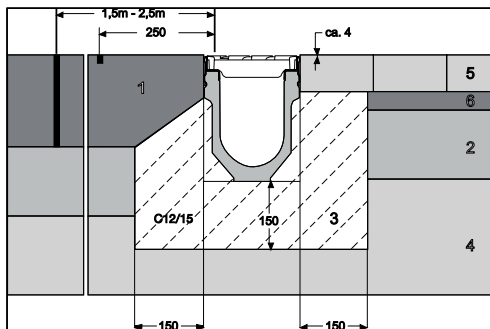
### B125

with cast asphalt



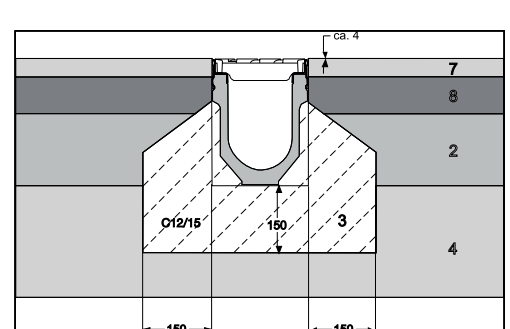
### C250

with road concrete  
or concrete sheets  
or block paving



### C250

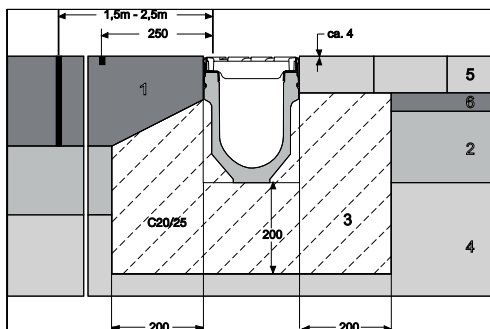
with cast asphalt



### D400

### E600

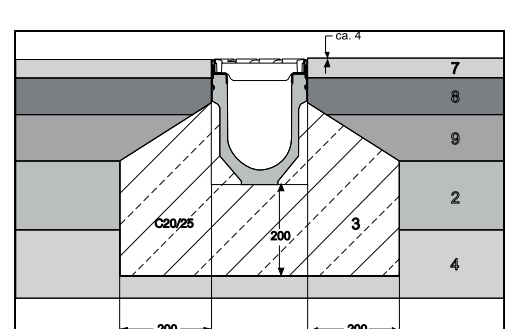
with road concrete  
or concrete sheets  
or block paving



### D400,

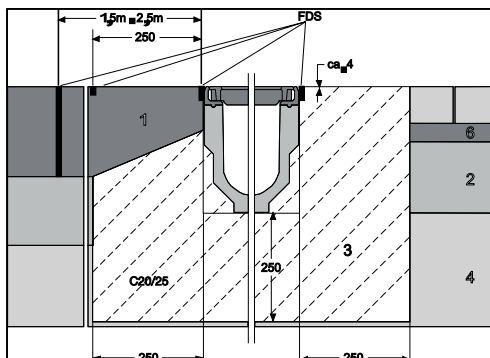
### E600

with cast asphalt



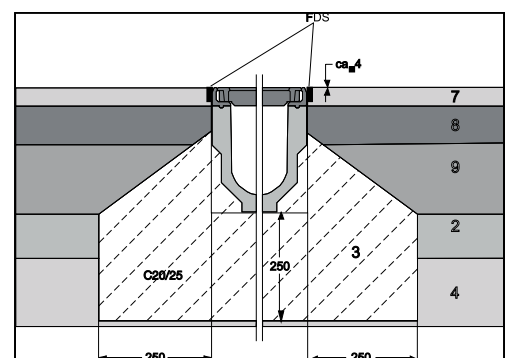
### F900

with road concrete  
or concrete sheets  
or block paving



### F900

with cast asphalt



1. Cast road concrete
2. Base
3. Concrete cladding of the channel body
4. Sub-base, natural soil
5. Prefabricated concrete sheets or stone systems

6. Paving bed
7. Wearing course
8. Bonding course
9. Bitumen base
- FDS = joint sealing system